



The future of wet and dry vacuum cleaning

The Nilfisk VL500 series of wet and dry vacuum cleaners is offering performance and reliability that ensure low total cost of ownership and at the same time has features making daily cleaning tasks easier, faster and safer.

VL500 is ideally suited for hotels, contract cleaners, education, exhibition and conference centers as well as public buildings, manufacturing and industrial applications.

A failsafe filter design makes operation easy due to the ability to have individual wet and dry filters working simultaneously. Each filter is specific for either a wet or dry application ensuring maximum performance. With the special dual filtration system, Nilfisk VL500 can be used in whatever environment, wet or dry, without the need to change filters.

The unique design and features of VL500 is developed in partnership with Nilfisk customers.

The VL500 is available in different configurations and various container sizes; 35, 55 and 75 liter. Go to the specific factsheet for further information.

PRODUCT FACTS

- Quick release adjustable push handle for easy and ergonomic maneuvering of the machine
- Emptying the container without having to remove the motor head makes operation fast and easy without risk of damage to critical components
- By transferring the weight as you lift the container, the Nilfisk Ergo Tipping system enables you to empty a completely filled container of fluid without excessive effort
- Easy changing of filters with the hinged motor head protects the machines and speeds up the process
- The VL500 can be used in both wet or dry applications without the need to change filters

Model	VL500 - 75B - Nilfisk	VL500 - 75B - Nilfisk	VL500 - 75B - Nilfisk	VL500 - 75B - Nilfisk	VL500 - 75B - Nilfisk
Ref. no	107405158	107405159	107405181	107405182	107405191
Description	VL500 75-1 BSF 220-240V/50-60 EU	VL500 75-2 BSF 220-240V/50-60 EU	VL500 75-1 BSF 220-240V/50 AU/NZ	VL500 75-2 BSF 220-240V/50 AU/NZ	VL500 75-2 BSF 120V/60 US

PRODUCT FEATURES

ADJUSTABLE HANDLE					
FOLDING TRANSPORT HANDLE					
DUAL FILTER SYSTEM					
ERGO TIPPING					
DUAL POWER		■		■	■
DRAIN HOSE	■	■	■	■	■
TUBE HOLDER	■	■	■	■	■
STORAGE OF ACCESSORIES	■	■	■	■	■

INCL. ACCESSORIES

107407338 FLOOR NOZZLE D40 RUBBER STRIP	■	■	■	■	■
107407339 FLOOR NOZZLE D40 BRUSH	■	■	■	■	■
107408850 CREVICE NOZZLE D40	■	■	■	■	■
107407337 EXTENSION TUBE D40 - SS	■	■	■	■	■
107407336 HOSE D40 2.5M CPL	■	■	■	■	■
107407300 CARTRIDGE FILTER 75L					
107407302 WETFILTER 75-55L					
107407304 SACK FILTER 55-75L	■	■	■	■	■
107407335 TUBEHOLDER D40	■	■	■	■	■

Technical specifications	VL500 - 75B - Nilfisk	VL500 - 75B - Nilfisk	VL500 - 75B - Nilfisk	VL500 - 75B - Nilfisk	VL500 - 75B - Nilfisk
PLUG TYPE	EU	EU	AU/NZ	AU/NZ	US
CABLE LENGTH (M)	10	10	10	10	15
VOLTAGE (V)	220-240	220-240	220-240	220-240	120
FREQUENCY (HZ)	50-60	50-60	50	50	60
IP PROTECTION CLASS	IP24	IP24	IP24	IP24	IP24
POWER P _{MAX} (W)	1350	2500	1350	2500	2000
POWER P _{IEC} (W)	1250	2400	1250	2400	1840
SUCTION POWER END OF TUBE (W)	200	200	200	200	185
AIRFLOW (L/SEC)	48	72	48	72	72
VACUUM AT NOZZLE (KPA)	20	21	20	21	19
SOUND PRESSURE LEVEL (DB(A) BS 5415)	82	84	82	84	84
SOUND POWER LEVEL (DB(A)IEC 704)	64	66	64	66	66
TANK CAPACITY (L)	75	75	75	75	75
DUST BAG CAPACITY (L)	44	44	44	44	44
SACK FILTER AREA (CM ²)	1840	1840	1840	1840	1840
WET FILTER AREA (CM ²)	-	-	-	-	-
CARTRIDGE FILTER AREA (OPTIONAL) (CM ²)	-	-	-	-	-
HOSE LENGTH (M)	2.5	2.5	2.5	2.5	2.5
INLET (MM)	40	40	40	40	40
LENGTH X WIDTH X HEIGHT (CM)	84x62x100	84x62x100	84x62x100	84x62x100	84x62x100
WEIGHT (KG)	26	27	26	27	27

Model	VL500 - 75B - Nilfisk	VL500 - 75B - Nilfisk	VL500 - 75B - Nilfisk	VL500 - 75B - Nilfisk	VL500 - 75B - Nilfisk
Ref. no	107407461	107407462	107407464	107407465	107407468
Description	VL500 75-1 BDF 220-240V/50-60 EU	VL500 75-2 BDF 220-240V/50-60 EU	VL500 75-1 BDF 220-240V 50HZ AU- NZ	VL500 75-2 BDF 220-240V 50HZ AU- NZ	VL500 75-2 BDF 120V 60HZ US

PRODUCT FEATURES

ADJUSTABLE HANDLE					
FOLDING TRANSPORT HANDLE					
DUAL FILTER SYSTEM	■	■	■	■	■
ERGO TIPPING					
DUAL POWER		■		■	■
DRAIN HOSE	■	■	■	■	■
TUBE HOLDER	■	■	■	■	■
STORAGE OF ACCESSORIES	■	■	■	■	■

INCL. ACCESSORIES

107407338 FLOOR NOZZLE D40 RUBBER STRIP	■	■	■	■	■
107407339 FLOOR NOZZLE D40 BRUSH	■	■	■	■	■
107408850 CREVICE NOZZLE D40	■	■	■	■	■
107407337 EXTENSION TUBE D40 - SS	■	■	■	■	■
107407336 HOSE D40 2.5M CPL	■	■	■	■	■
107407300 CARTRIDGE FILTER 75L	■	■	■	■	■
107407302 WETFILTER 75-55L	■	■	■	■	■
107407304 SACK FILTER 55-75L					
107407335 TUBEHOLDER D40	■	■	■	■	■

Technical specifications

	VL500 - 75B - Nilfisk	VL500 - 75B - Nilfisk	VL500 - 75B - Nilfisk	VL500 - 75B - Nilfisk	VL500 - 75B - Nilfisk
	EU	EU	AU/NZ	AU/NZ	US
CABLE LENGTH (M)	10	10	10	10	15
VOLTAGE (V)	220-240	220-240	220-240	220-240	120
FREQUENCY (HZ)	50-60	50-60	50	50	60
IP PROTECTION CLASS	IP24	IP24	IP24	IP24	IP24
POWER P _{MAX} (W)	1350	2500	1350	2500	2000
POWER P _{IEC} (W)	1250	2400	1250	2400	1840
SUCTION POWER END OF TUBE (W)	200	200	200	200	185
AIRFLOW (L/SEC)	48	72	48	72	72
VACUUM AT NOZZLE (KPA)	20	21	20	21	19
SOUND PRESSURE LEVEL (DB(A) BS 5415)	82	84	82	84	84
SOUND POWER LEVEL (DB(A) IEC 704)	64	66	64	66	66
TANK CAPACITY (L)	75	75	75	75	75
DUST BAG CAPACITY (L)	44	44	44	44	44
SACK FILTER AREA (CM ²)	-	-	-	-	-
WET FILTER AREA (CM ²)	1840	1840	1840	1840	1840
CARTRIDGE FILTER AREA (OPTIONAL) (CM ²)	4410	4410	4410	4410	4410
HOSE LENGTH (M)	2.5	2.5	2.5	2.5	2.5
INLET (MM)	40	40	40	40	40
LENGTH X WIDTH X HEIGHT (CM)	84x62x100	84x62x100	84x62x100	84x62x100	84x62x100
WEIGHT (KG)	27	28	27	28	28

Model	VL500 - 75E - Nilfisk	VL500 - 75E - Nilfisk	VL500 - 75E - Nilfisk	VL500 - 75E - Nilfisk
Ref. no	107405163	107405164	107405174	107405185
Description	VL500 75-1 EDF 220-240V/50-60 EU	VL500 75-2 EDF 220-240V/50-60 EU	VL500 75-2 EDF 220-240V/50 UK	VL500 75-2 EDF 220-240V/50 AU/NZ

PRODUCT FEATURES

ADJUSTABLE HANDLE	■	■	■	■
FOLDING TRANSPORT HANDLE	■	■	■	■
DUAL FILTER SYSTEM	■	■	■	■
ERGO TIPPING	■	■	■	■
DUAL POWER	■	■	■	■
DRAIN HOSE	■	■	■	■
TUBE HOLDER	■	■	■	■
STORAGE OF ACCESSORIES	■	■	■	■

INCL. ACCESSORIES

107407338 FLOOR NOZZLE D40 RUBBER STRIP	■	■	■	■
107407339 FLOOR NOZZLE D40 BRUSH	■	■	■	■
107408850 CREVICE NOZZLE D40	■	■	■	■
107407337 EXTENSION TUBE D40 - SS	■	■	■	■
107407336 HOSE D40 2.5M CPL	■	■	■	■
107407300 CARTRIDGE FILTER 75L	■	■	■	■
107407302 WETFILTER 75-55L	■	■	■	■
107407304 SACK FILTER 55-75L	■	■	■	■
107407335 TUBEHOLDER D40	■	■	■	■

Technical specifications	VL500 - 75E - Nilfisk	VL500 - 75E - Nilfisk	VL500 - 75E - Nilfisk	VL500 - 75E - Nilfisk
PLUG TYPE	EU	EU	UK	AU/NZ
CABLE LENGTH (M)	10	10	10	10
VOLTAGE (V)	NEW	220-240	220-240	220-240
FREQUENCY (HZ)	50-60	50-60	50-60	50
IP PROTECTION CLASS	IP24	IP24	IP24	IP24
POWER PMAX (W)	1350	2500	2500	2500
POWER PIEC (W)	1250	2400	2400	2400
SUCTION POWER END OF TUBE (W)	200	200	200	200
AIRFLOW (L/SEC)	48	72	72	72
VACUUM AT NOZZLE (KPA)	20	21	21	21
SOUND PRESSURE LEVEL (DB(A) BS 5415)	82	84	84	84
SOUND POWER LEVEL (DB(A)IEC 704)	64	66	66	66
TANK CAPACITY (L)	75	75	75	75
DUST BAG CAPACITY (L)	44	44	44	44
SACK FILTER AREA (CM2)	-	-	-	-
WET FILTER AREA (CM2)	1840	1840	1840	1840
CARTRIDGE FILTER AREA (OPTIONAL) (CM²)	4410	4410	4410	4410
HOSE LENGTH (M)	2.5	2.5	2.5	2.5
INLET (MM)	40	40	40	40
LENGTH X WIDTH X HEIGHT (CM)	66x62x103	66x62x103	66x62x103	66x62x103
WEIGHT (KG)	27.5	28.5	28.5	28.5

Model	VL500 - 75E - Nilfisk	VL500 - 75E - Nilfisk	VL500 - 75E - Nilfisk	VL500 - 75E
Ref. no	107405203	107405207	107405536	107405193
Description	VL500 75-2 EDF 230V/50 ZA	VL500 75-2 EDF 230V/50 CH	VL500 75-2 EDF 230V/50HZ CN	VL500 75-1 EDF 120V/60 US










PRODUCT FEATURES

ADJUSTABLE HANDLE	■	■	■	■
FOLDING TRANSPORT HANDLE	■	■	■	■
DUAL FILTER SYSTEM	■	■	■	■
ERGO TIPPING	■	■	■	■
DUAL POWER	■	■	■	■
DRAIN HOSE	■	■	■	■
TUBE HOLDER	■	■	■	■
STORAGE OF ACCESSORIES	■	■	■	■

INCL. ACCESSORIES

107407338 FLOOR NOZZLE D40 RUBBER STRIP	■	■	■	■
107407339 FLOOR NOZZLE D40 BRUSH	■	■	■	■
107408850 CREVICE NOZZLE D40	■	■	■	■
107407337 EXTENSION TUBE D40 - SS	■	■	■	■
107407336 HOSE D40 2.5M CPL	■	■	■	■
107407300 CARTRIDGE FILTER 75L	■	■	■	■
107407302 WETFILTER 75-55L	■	■	■	■
107407304 SACK FILTER 55-75L	■	■	■	■
107407335 TUBEHOLDER D40	■	■	■	■

Technical specifications	VL500 - 75E - Nilfisk	VL500 - 75E - Nilfisk	VL500 - 75E - Nilfisk	VL500 - 75E
PLUG TYPE	ZA	CH	CN	US
CABLE LENGTH (M)	10	10	10	15
VOLTAGE (V)	220-240	220-240	220-240	120
FREQUENCY (HZ)	50-60	50-60	50-60	60
IP PROTECTION CLASS	IP24	IP24	IP24	IP24
POWER PMAX (W)	2500	2500	2500	1100
POWER PIEC (W)	2400	2400	2400	1000
SUCTION POWER END OF TUBE (W)	200	200	200	185
AIRFLOW (L/SEC)	72	72	72	48
VACUUM AT NOZZLE (KPA)	21	21	21	18
SOUND PRESSURE LEVEL (DB(A) BS 5415)	84	84	84	82
SOUND POWER LEVEL (DB(A)IEC 704)	66	66	66	64
TANK CAPACITY (L)	75	75	75	75
DUST BAG CAPACITY (L)	44	44	44	44
SACK FILTER AREA (CM2)	-	-	-	-
WET FILTER AREA (CM2)	1840	1840	1840	1840
CARTRIDGE FILTER AREA (OPTIONAL) (CM²)	4410	4410	4410	4410
HOSE LENGTH (M)	2.5	2.5	2.5	2.5
INLET (MM)	40	40	40	40
LENGTH X WIDTH X HEIGHT (CM)	66x62x103	66x62x103	66x62x103	66x62x103
WEIGHT (KG)	28.5	28.5	28.5	27.5

Accessories	Ref. no	Min. required	VL500 - 75B - Nilfisk	VL500 - 75E - Nilfisk	VL500 - 75E
Vac Nozzle Wet					
	FLOOR NOZZLE D40 RUBBER STRIP	107407338	1	■	■
Vac Nozzle Dry					
	FLOOR NOZZLE D40 BRUSH	107407339	1	■	■
Crevice nozzle					
	CREVICE NOZZLE D40	107408850	1	■	■
Tube					
	EXTENSION TUBE D40 - SS	107407337	1	■	■
Hose Vacuum cleaners					
	HOSE D40 2.5M CPL	107407336	1	■	■
Bag					
	FLEECE FILTER BAG PU 5 PCS	302002892	1	■	■
Filters					
	CARTRIDGE FILTER 75L	107407300	1		■
	WETFILTER 75-55L	107407302	1		■
	SACK FILTER 55-75L	107407304	1	■	
	CARTRIDGE FILTER 55-75L HEPA	107409007	1	■	■
Squeegees, blades, skirts and splash guards					
	SQUEEGEE COMPLETE ANTHRACIT GREY	107407051	1	■	■
Others					
	TUBEHOLDER D40	107407335	1	■	■
	PUMP KIT - NIAGARA 220-240V	107408801	1	■	■